
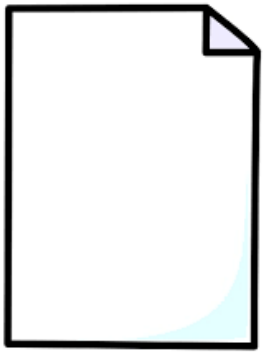


Goolan activity

Gwag ov vy!



You will need:




2 sheets
of paper




Scissors



Glue




Strips of
paper



Pencils
(or
paint!)

1) Draw a seagull (Goolan) on the piece of paper (don't worry, there is one you can print on the next page!)





2) Can your child cut out the Goolan? Now it's time to decorate! (use paint, pencils and strips of paper to decorate Goolan)



3) Now take your spare piece of paper and fold it like a fan



4) Make a small snip in the middle of Goolan (where his wing will go) and post the wing (fan) through!



Well done! You've made Goolan!

Remember what he always says:

"Gwag ov vy!"

Post pictures of your creations on our Facebook page and Tapestry accounts (or you can email them in)